


Australia Council

ANNUAL REPORT
1995 - 96





4	Letter from Chair of Council
6	Functions
7	Profile
9	Organisation Chart
10	Corporate Overview
16	The Year in Review
21	Arts Funding
22	Aboriginal and Torres Strait Islander Arts
26	Community Cultural Development (including Community, Environment, Art and Design)
30	Literature
33	Major Organisations
35	Performing Arts
41	New Media Arts
43	Visual Arts/Craft
45	Audience Development and Advocacy
45	National Access
45	National Festival of Youth Arts
46	Marketing Initiatives
46	Arts Export
47	International Promotion
49	Strategy and Policy
49	Secretariat
50	Policy and Research
51	Library
52	Public Affairs
54	Corporate Services
54	Finance
55	Central Records
56	Information Technology
56	Staffing
59	Financial Statements
60	Independent Audit Report
61	Principal Officers' Statement
62	Financial Statements

75	Grants Lists and Statistical Information
76	Summary of Arts Support Funding
78	Grants Lists
78	Aboriginal and Torres Strait Islander Arts
83	Community Cultural Development
87	Community, Environment, Art and Design
88	Literature
97	Major Organisations
98	Performing Arts
106	Visual Arts/Craft
112	Council Programs
114	Analysis of Funding
116	Staff Statistics
118	Freedom of Information Section 8 Statement
121	Publications and Archival Films
122	Index

Parliamentary Reporting Requirements

4	Letter of Transmission
4	Responsible Minister
6	Enabling Legislation
6	Functions and Objectives
9	Staff and Structure
11	Membership
15	Contact Officer
53	Advertising and Market Research
54	Internal and External Scrutiny
56	Industrial Democracy
58	Occupational Health and Safety
58	Equal Employment Opportunity
59	Financial Statements
60	Independent Audit Report
116	Staffing Information
118	Freedom of Information
122	Index

GRANTS LISTS AND STATISTICAL INFORMATION

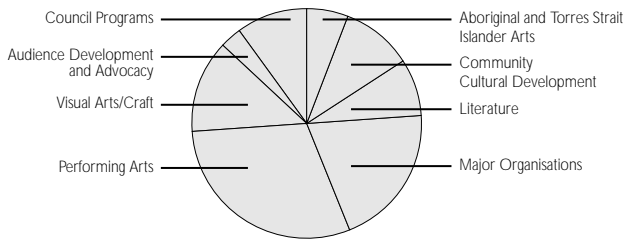
For the year ended 30 June 1996

A stylized, monochromatic illustration in shades of gray. On the right side, a dog is depicted in profile, facing right, with its head tilted upwards. On the left side, there is a large, thick-lined circular shape. The background is split horizontally into a dark upper half and a light lower half.

g r a n t s
l i s t s

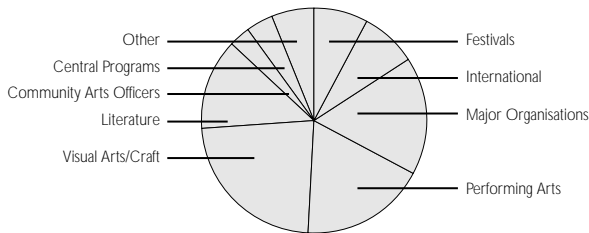
SUMMARY OF ARTS SUPPORT PAYMENTS 1995 - 1996

Total Arts Support Payments



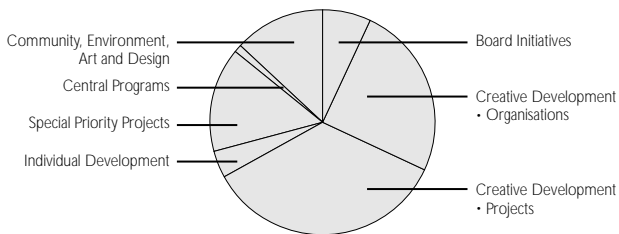
\$'000	Activity	%
4 030	Aboriginal and Torres Strait Islander Arts	6
6 663	Community Cultural Development	10
5 032	Literature	8
12 773	Major Organisations	20
18 960	Performing Arts	30
7 916	Visual Arts/Craft	13
2 002	Audience Development & Advocacy	3
6 308	Council Programs	10
63 684	Total	100

Aboriginal and Torres Strait Islander Arts



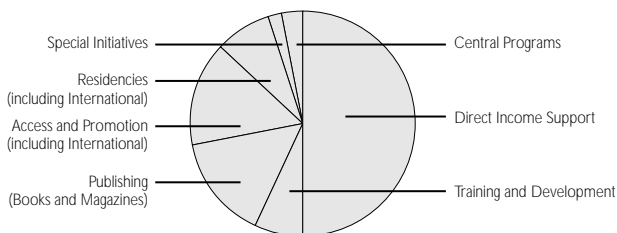
\$'000	Activity	%
321	Festivals	8
315	International	8
701	Major Organisations	17
705	Performing Arts	18
935	Visual Arts/Craft	23
537	Literature	13
100	Community Arts Officers	3
169	Central Programs	4
247	Other	6
4 030	Total	100

Community Cultural Development



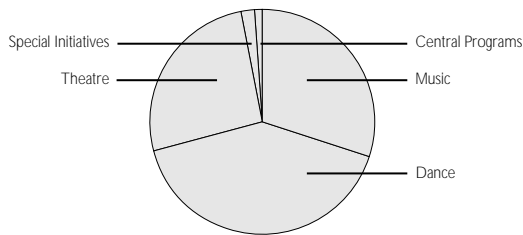
\$'000	Activity	%
478	Board Initiatives	7
1 643	Creative Development - Organisations	25
2 330	Creative Development - Projects	35
249	Individual Development	4
1 008	Special Priority Projects	15
93	Central Programs	1
862	Community, Environment, Art and Design	13
6 663	Total	100

Literature



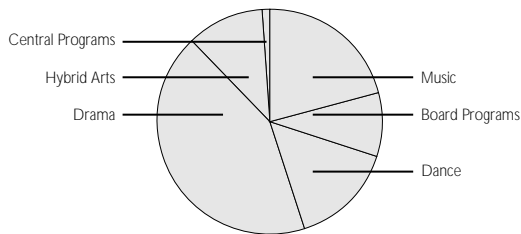
\$'000	Activity	%
2 550	Direct Income Support	50
356	Training and Development	7
748	Publishing (Books and Magazines)	15
747	Access and Promotion (including International)	15
404	Residencies (including International)	8
94	Special Initiatives	2
133	Central Programs	3
5 032	Total	100

Major Organisations



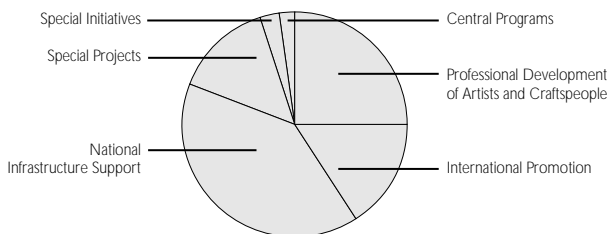
\$'000	Activity	%
3 850	Music	30
5 265	Dance	41
3 375	Theatre	26
255	Special Initiatives	2
28	Central Programs	1
12 773	Total	100

Performing Arts



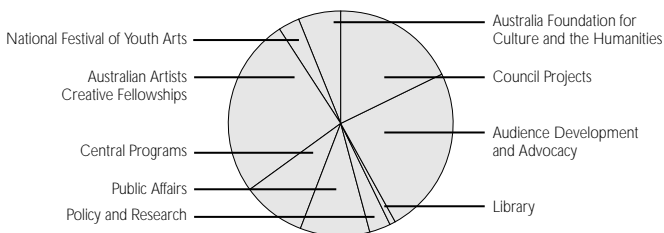
\$'000	Activity	%
4 059	Music	21
1 697	Board Programs	9
2 836	Dance	15
8 107	Drama	43
1 998	Hybrid Arts (including Puppetry and Young People's Theatre)	11
263	Central Programs	1
18 960	Total	100

Visual Arts/Craft



\$'000	Activity	%
2 001	Professional Development of Artists and Craftspeople	25
1 234	International Promotion	16
3 161	National Infrastructure Support	40
1 082	Special Projects	14
233	Special Initiatives	3
205	Central Programs	2
7 916	Total	100

Council Programs



\$'000	Activity	%
1 504	Council Projects	18
2 002	Audience Development & Advocacy	24
85	Library	1
255	Policy and Research	3
819	Public Affairs	10
712	Central Programs	9
2 186	Australian Artists Creative Fellowships	26
224	National Festival of Youth Arts	3
523	Australia Foundation for Culture and the Humanities	6
8 310	Total	100