

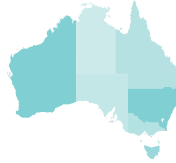
ANNUAL REPORT 2015-16 FACTSHEET

2015-16 AT A GLANCE



**\$173.8
MILLION**

invested in grants and initiatives for artists and arts organisations



**\$25.8
MILLION**

to foster artistic vibrancy and access through arts investment in regional Australia

**15.7
MILLION**



audience attendances at activities supported by the Australia Council



401

artists and organisations supported to work internationally



650

arts organisations supported in total

716

individual artists recognised for excellence through Council funding



175

organisations were supported by multi-year funding through the Key Organisations program and the Major Performing Arts framework

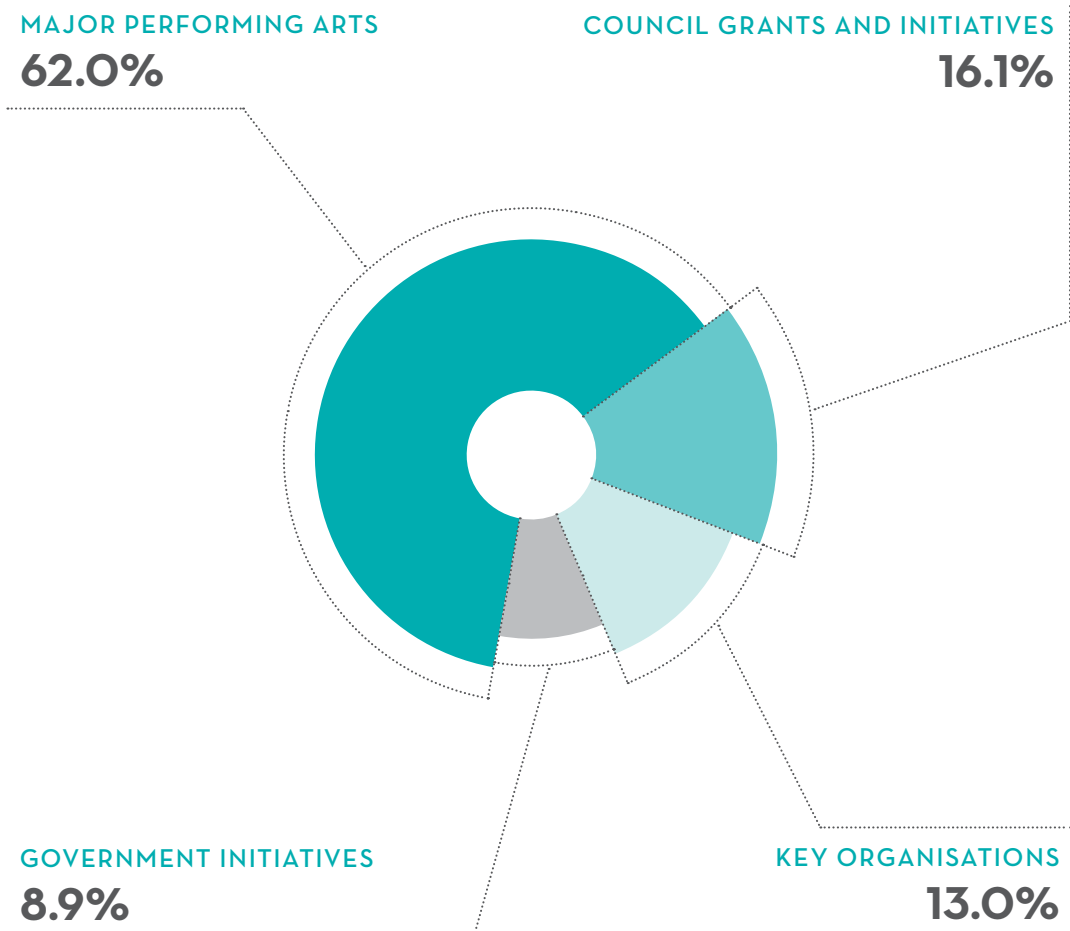


7,234

ambitious new artistic works created with Council support

GRANT AND PROGRAM FUNDING OVERVIEW

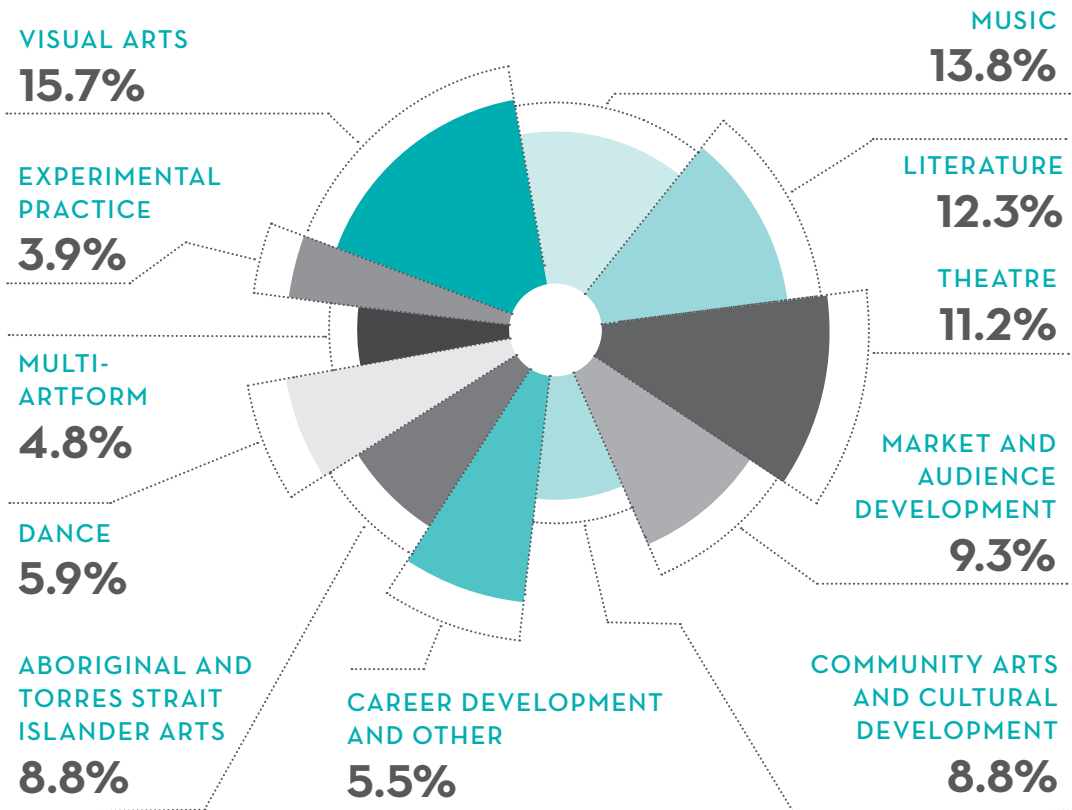
In 2015-16 the Council invested \$173.8 million through grants and initiatives.



\$ MILLIONS	2011-12	2012-13	2013-14	2014-15	2015-16
KEY ORGANISATIONS	21.4	21.1	22.8	23.1	22.6
MAJOR PERFORMING ARTS	97.3	100.6	103.1	106.0	107.8
GOVERNMENT INITIATIVES	16.1	20.7	28.0	28.6	15.4
COUNCIL GRANTS AND INITIATIVES	29.7	32.4	45.3	33.8	28.0
TOTAL FUNDING	164.5	174.8	199.2	191.5	173.8

AUSTRALIA COUNCIL GRANTS PROGRAM AND INITIATIVE FUNDING BY AREA OF PRACTICE

In 2015–16 the total funding for Council grants and initiatives was \$28.0 million. This figure provides a breakdown by area of practice and includes multi-art form support through organisations, and market and audience development projects.



\$MILLIONS	2015-16
VISUAL ARTS	4.4
MUSIC	3.9
LITERATURE	3.4
THEATRE	3.1
MARKET AND AUDIENCE DEVELOPMENT	2.6
COMMUNITY ARTS AND CULTURAL DEVELOPMENT	2.5
CAREER DEVELOPMENT AND OTHER	1.5
ABORIGINAL AND TORRES STRAIT ISLANDER ARTS	2.5
DANCE	1.7
MULTI-ARTFORM	1.3
EXPERIMENTAL PRACTICE	1.1
TOTAL	28.0